

THE [go]spel SERIES



PARTICIPANT PACKET

Session 01

[God's Story]

Welcome! Thanks for joining us.

Begin by watching the Session 01 video: vimeo.com/558261581

**Trigger Warning: Mention of depression, self-harm, drinking, & drug use in testimony portion of video (18:50-26:50).*

Discussion Questions

Alex's Questions

Do you believe Jesus? (What are you still struggling to believe?)

Do you want to follow Jesus? (What does that look like?)

Debrief Questions

What did you hear for the first time?

What did you not understand?

What stood out to you the most?

What did the Gospel acrostic stand for?

God _____ us to be _____ Him

Our sins _____ us from _____

Sin _____ be removed by _____

Paying the _____ for _____, Jesus _____ and _____ again

Everyone who _____ in Christ alone will receive _____

Life eternal starts _____ and lasts forever in _____ with Jesus

Activities

3 Circles

Watch these videos to learn more about how to share the Gospel using the 3 circle model

www.youtube.com/watch?v=lcj5G_4dwrI

www.youtube.com/watch?v=NYU-a2wIbxc

www.youtube.com/watch?v=V7mURm-8cOI

The GOSPEL Acrostic

Find 2-3 Bible verses that support each of the statements in the GOSPEL acrostic.

Example:

(G) God created us to be with Him

Colossians 1:16

"For in him all things were created: things in heaven and on earth, visible and invisible, whether thrones or powers or rulers or authorities; all things have been created through him and for him. "

G

O

S

P

E

L

Next Step Ideas

Make a list of the people in your life who haven't heard the Gospel. Pray for them.

Make a list of people in your life who have heard the Gospel but have not made the decision to follow Jesus.
Pray for them as well.

Session 02

[God's Story For Everyone]

Begin by watching the Session 02 video: vimeo.com/558270131

Discussion Questions

What did you hear for the first time?
What did you not understand?
How does this change your perspective on the Gospel?
What type of worldview does your home culture have?

Activities

The 3D Gospel

Watch this video for an overview of the 3D Gospel and the three major worldviews:

www.youtube.com/watch?v=n2XNoAFtqOw&t=4s

Culture Test

Take this short, online culture test to identify which worldview your culture primarily fits into:

theculturetest.com

Bible Stories

Identify some Bible stories that might speak to different cultures based on worldview.

Example: The story of the Prodigal Son in Luke 15 might relate well to people from an honor/shame culture because many of these cultures place a high value on family.

Next Step Ideas

Interview a friend from a different culture about worldview.

If they're a Christian: Ask them how they understand the Gospel from their perspective.

If they're not a Christian: How might you share a Jesus-story with them from their perspective/worldview?

Session 03

[Inviting Others Into God's Story]

Begin by watching the Session 03 video: vimeo.com/558271019

**Trigger Warning: Mention of drinking, drugs, depression, & suicidal thoughts in testimony portion of video (3:40-6:25).*

Discussion Questions

How do you feel about sharing the Gospel with others?

What stood out to you the most?

Why is it important to use our words to share the Gospel?

Activities

Testimony Writing

Write out your own testimony using the structure below and share it with your group:

Before...

But then...





And now...

Remember Lorena's testimony through spoken word in Session 01? vimeo.com/558260030

In what other creative ways can you share your testimony?

3 Circles

Practice sharing the Gospel using the 3 circle model.



Get Inspired

Check out Jasmine's youtube page:

www.youtube.com/channel/UCPLcCoPBafRGaeBnRR-KXw

Next Step Ideas

Go on a prayer walk in your neighborhood (see next page for a helpful resource).

Look back at the list of people you were going to pray for after watching the first video. How can you plan on sharing the Gospel with them?

Make a list of creative ways you can display God's love to others through words and deeds.

How to Do a Prayer Walk

All missional activity starts with paying attention to what God is already doing. Prayer walking is a simple way to begin doing this.

Jesus said he only did what he saw his Father doing (John 5:19). As we prayer walk our neighborhoods, we imitate Jesus by asking to see what our Father is doing.

You can prayer walk by yourself, but it's lots of fun to do it with your friends, small group, or missional community.

Before your prayer walk:

1. Plan a time for your prayer walk. You'll want to set aside approximately 90 minutes.
2. On the day of your prayer walk, gather everyone together, and create groups of 2-4 people.
3. Cast vision for the prayer walk:
 - We want to notice what God is already doing here.
 - We'll be paying attention to what God is showing us & praying quietly for his kingdom to come here.
 - Ask God to show you what it would look like if his kingdom came more fully here.
 - Ask God to show you his heart for the people you encounter.
 - Be "normal" - it will just look like we are taking a walk.
 - Be open to interaction: say hello, meet someone new, stop for a conversation, etc.
 - Pay attention to any impressions God gives you as you walk:
 - Pictures, scriptures, feelings, anything you notice, even bodily sensations.
4. Pray together as a group before you go, asking God to show you what he sees and feels while you walk.
5. Agree on a time for everyone to be back to debrief (30-60 minutes).

During your prayer walk:

1. Set a timer or alarm to make sure you're back on time to debrief!
2. Move out in small groups (2-4 people) in different directions, so you don't look like a big herd of people
3. Walk and pray!
 - Ask God to bring his kingdom more fully here.
 - Ask God to show you what he is doing here.
 - Be "normal" and friendly
 - Make note of anything you feel God is showing you.

After your prayer walk:

1. Share with one another about your experiences on the prayer walk.
 - Share any impressions you feel God gave you
 - Share any interesting interactions with people
 - Share frustrations or difficulties
 - Share any breakthroughs or insights
2. Pray together at the end for the neighborhood you prayer walked.

Session 04

[Living Out God's Story]

Begin by watching the Session 04 video: vimeo.com/558282479

Discussion Questions

What stood out to you the most from the video?

Do you believe that you are already equipped to live out the Gospel?

Which “tool” (heart, eyes, ears, hands, mouth, feet) will be the biggest challenge for you to use?

Which “tool” comes the most naturally to you when it comes to sharing the Gospel?

Activities

Practical Application

Write out one or two practical ways you can use each “tool” for living out the Gospel.

Examples:

Using my ears to actually listen to my friend when he/she is sharing about a struggle.

Using my hands to help my neighbor clean up the leaves in their yard.

Heart:

Eyes:

Ears:

Hands:

Mouth:

Feet:

Looking to Jesus

Find more Bible stories or verses where you see Jesus (or His followers) using their hearts, eyes, ears, hands, mouths, or feet to live out the Gospel story.

Heart:

Eyes:

Ears:

Hands:

Mouth:

Feet:

Next Steps

Think about what you have planned the next couple of days & identify two very practical ways you can live out the Gospel in your everyday life. Ask a friend to keep you accountable.

With the rest of your group, engage in your community by completing the Sensing the City activity.

